

VENDLET


V5 and V5+

HOW TO USE SIDE RAILS





USING THE VENDLET SYSTEM AS SIDE RAILS

When the VENDLET is being used as side rails, the bars must be raised to secure a distance between the surface of the mattress and the upper edge of the bars of min. 22 cm.

Install the plastic sides before leaving the patient unattended in bed. Use two plastic sides on each bar. If the head end or foot end of the bed will be raised while the patient occupies the bed, the plastic sides at that end must be removed.



HOW TO ATTACH THE PLASTIC SIDES

1. Adjust the height of the bed to ensure a correct work posture.
2. Press the  and  buttons to slacken the turning sheet enough to insert the plastic sides between the mattress and the support bar as shown in the figure.
3. When the plastic sides are inserted between the mattress and the support bar, the spacer at the bottom of the plastic side must press against the headboard and footboard. This position ensures that the fingers of the patient will not get caught. 
4. The plastic sides are attached by pressing them down over the bars; the easiest way is to do it one bracket at a time. Start with the bracket closest to the headboard or footboard and press it down over the bar.
5. Always remember to attach the foot end plastic side first, followed by the head end plastic side, as this prevents the patient from getting his/her hand or similar caught in the overlap between the two plastic sides. 



NOTE!

If VENDLET is not to function as side rails, the bars must be lowered before leaving the patient.

Scan the QR code
to watch instruction
videos



VENDLET

V5 and V5+

HOW TO USE SIDE RAILS



HOW TO REMOVE THE PLASTIC SIDES



1. Adjust the height of the bed to ensure correct work posture when the plastic sides are removed from the bars.
2. Remove the plastic sides by grabbing them by the side and pulling upwards, slightly slanted.
3. The plastic sides may break if they get caught. Consequently, plastic sides not in use should always hang on the support bar under the bars.



If the plastic sides are not used when the bars are raised, there is a risk that:

- The gap between the headboard/footboard and the VENDLET will exceed 6 cm which could cause the patient to get pinned between the parts. 
- The distance between the bed frame and the lower edge of the bar will exceed 12 cm. This could cause the patient to fall through this opening, head or feet first, with a risk of getting pinned between the parts. 



NOTE!

If VENDLET is to function as side rails, the plastic sides must be used to ensure that VENDLET fulfils all requirements to side rails.

Vendlet ApS shall not be liable if the plastic sides and support bars are not used on beds with raised bars where patients are left unattended.

Scan the QR code
to watch instruction
videos

